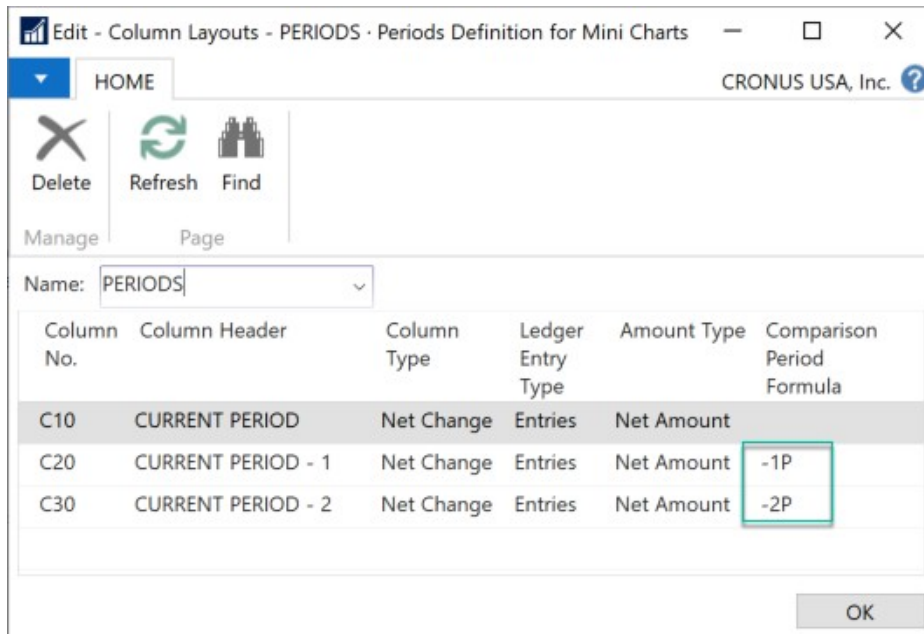


Account Schedule Date Filter

In a Microsoft Dynamics 365 Business Central Account Schedule, you can design a Column Layout where each column covers a different period. Take a look at Column Layout PERIODS in Cronus USA, Inc.:



Column C20 shows the Comparison Period Formula -1P. In Cronus USA, Inc., the Accounting Period is defined as one Month.

When you run Account Schedule I_CACycle, Column Layout PERIODS generates three columns:

Edit - Acc. Schedule Overview - I_CACycle - PERIODS

HOME ACTIONS CRONUS USA, Inc. ?

View Recalculate Print... Previous Column Next Column Previous Period Next Period Refresh Clear Filter Go to

Manage Process Column Period Page

I_CACycle - PERIODS

General

Account Schedule Name: I_CACycle View by: Month
 Column Layout Name: PERIODS Date Filter: 01/01/21..01/31/21

Dimension Filters

Row No.	Description	CURRENT PERIOD	CURRENT PERIOD - 1	CURRENT PERIOD - 2
10	Total Revenue	-12,936,033.43	-12,776,711.64	-11,354,984.79
20	Total Receivables	1,461,089.61	1,709,762.34	1,925,774.89
30	Total Payables	256,917.80	-107,617.04	-99,537.26
40	Total Inventory		245,467.78	
100	Days of Sales Outstanding	40.66	48.17	61.06
110	Days of Payment Outstanding	-7.15	3.03	3.16
120	Days Sales of Inventory		6.92	
200	Cash Cycle (Days)	33.51	44.29	64.21

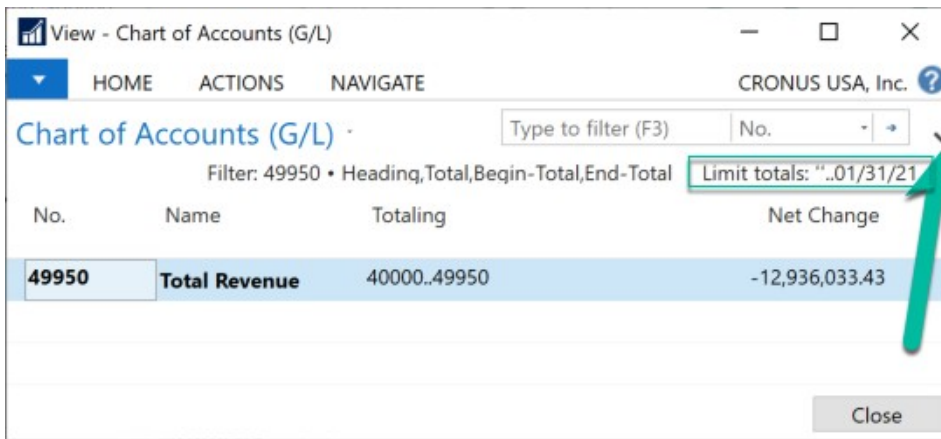
OK

The first column **CURRENT PERIOD** filters on the Date Filter you set in the header, in our example, January 2021.

The second column **CURRENT PERIOD -1** filters on one Month prior to the Date Filter, December 2020.

The third column **CURRENT PERIOD -2** filters on two Months prior to the Date Filter, November 2020.

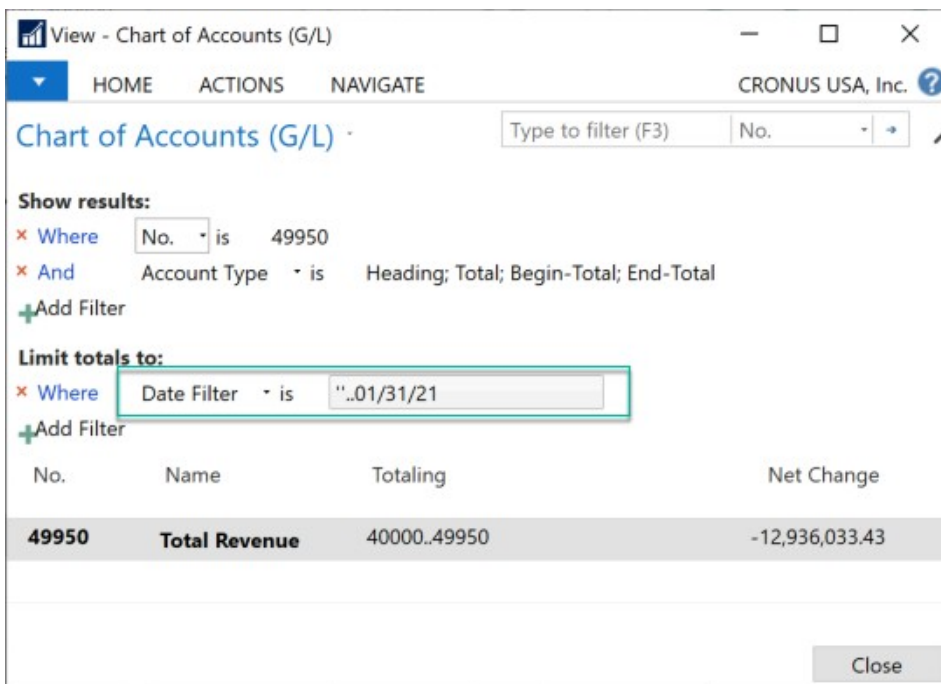
How can you be sure which column filters on which period? Drill down into Row NO. **10 Total Revenue** and column **CURRENT PERIOD**. The Chart of Account window opens to G/L Account No. 49950 Total Revenue:



In the upper right corner you can see the Date Filter presented as:

Limit totals: '..01/31/21

Click on the small black drilldown arrow in the top right of your Chart of Accounts window. The filters section extends:



You can now clearly see the filters the system applied to calculate January 2021 balance on G/L Account 49950 Total Revenue. (Note: reporting on the balance of an income statement account is only accurate after you posted all income statement accounts to retained earnings).

	A	B	C	D	E
1	Filters				
2	Date Filter	01/01/21..01/31/21			
3					
4	Currency	USD			
5					
6			CURRENT PERIOD	CURRENT PERIOD - 1	CURRENT PERIOD - 2
7	10	Total Revenue	(12,936,033.43)	(12,776,711.64)	(11,354,984.79)
8	20	Total Receivables	1,461,089.61	1,709,762.34	1,925,774.89
9	30	Total Payables	256,917.80	(107,617.04)	(99,537.26)
10	40	Total Inventory		245,467.78	
11	100	Days of Sales Outstanding	40.66	48.17	61.06
12	110	Days of Payment Outstanding	(7.15)	3.03	3.16
13	120	Days Sales of Inventory		6.92	
14	200	Cash Cycle (Days)	33.51	44.29	64.21
15					

A financial report reader may be left with a little uncertainty, not being able to see the Date Filter in the columns. Especially when you export the report to Excel and hand it to another person, that person may not be familiar with the filtering mechanism, and they cannot drill down into the source data.

For this reason I wrote a small modification to Microsoft Business Central 365, adding the Date Filter to the Account Schedule column header:

Edit - Acc. Schedule Overview - I_CACycle - PERIODS

HOME ACTIONS CRONUS USA, Inc. ?

View Recalculate Print... Previous Column Next Column Previous Period Next Period Refresh Clear Filter Go to

Manage Process Column Period Page

I_CACycle - PERIODS

General

Account Schedule Name: I_CACycle View by: Month
 Column Layout Name: PERIODS Date Filter: 01/01/21..01/31/21

Dimension Filters

Row No.	Description	CURRENT PERIOD "..01/31/21	CURRENT PERIOD - 1 "..12/31/20	CURRENT PERIOD - 2 "..11/30/20
10	Total Revenue	-12,936,033.43	-12,776,711.64	-11,354,984.79
20	Total Receivables	1,461,089.61	1,709,762.34	1,925,774.89
30	Total Payables	256,917.80	-107,617.04	-99,537.26
40	Total Inventory		245,467.78	
100	Days of Sales Outstanding	40.66	48.17	61.06
110	Days of Payment Outstanding	-7.15	3.03	3.16
120	Days Sales of Inventory		6.92	
200	Cash Cycle (Days)	33.51	44.29	64.21

OK

When you export the Account Schedule to Excel, the Date Filter also shows in the column headings:

	A	B	C	D	E
1		CRONUS USA, Inc.			
2	Filters				
3	Date Filter	01/01/21..01/31/21			
4					
5	Currency	USD			
6					
7			CURRENT PERIOD	CURRENT PERIOD - 1	CURRENT PERIOD - 2
8			"..01/31/21	"..12/31/20	"..11/30/20
9	10	Total Revenue	(12,936,033.43)	(12,776,711.64)	(11,354,984.79)
10	20	Total Receivables	1,461,089.61	1,709,762.34	1,925,774.89
11	30	Total Payables	256,917.80	(107,617.04)	(99,537.26)
12	40	Total Inventory		245,467.78	
13	100	Days of Sales Outstanding	40.66	48.17	61.06
14	110	Days of Payment Outstanding	(7.15)	3.03	3.16
15	120	Days Sales of Inventory		6.92	
16	200	Cash Cycle (Days)	33.51	44.29	64.21
17					
18					

Financial report readers often feel more comfortable about the validity of the data they are looking at if they have some indication of the data's origin.

As a bonus, I added an **Information** tab to the Excel file, indicating who ran the report when and with which filter settings:

	A	B	C	D	E	F	G
1	Company	CRONUS USA, Inc.					
2							
3	Report Name	Report Export Acc. Sched. to Excel					
4	Report No.	Report 29					
5	User ID	DESKTOP-1BSTQGJ\THOMAS					
6	Date	11/27/20					
7	Time	8:35:48 PM					
8							
9	Acc. Sched. Name	I_CACYCLE					
10	Acc. Sched. Description	Data for Cash Cycle Chart					
11							

This is the place for a word of caution, and it is probably the reason why Microsoft does not give you the Date Filter in the Account Schedule Column header. The different rows in an Account Schedule can have different Row Types. The modification I wrote reads the Row Type in the first Row of the Account Schedule. Let's say you are not comfortable with the Row Type Balance At Date for Row 10 Total Revenue, because you want the report to be accurate, regardless of whether or not you already posted the Income Statement accounts to Retained Earnings. You change the Row Type to Net Change:

Edit - Account Schedule - I_CACYSLE · Data for Cash Cycle Chart

HOME ACTIONS NAVIGATE REPORT CRONUS USA, Inc. ?

Delete Overview... Indent Insert G/L Accounts... Refresh
 Print... Outdent Insert CF Accounts... Find
 Edit Column Layout Setup... Insert Cost Types...

Manage Process Insert Page

Name: I_CACYSLE

Row No.	Description	Totaling Type	Totaling	Row Type
10	Total Revenue	Total Accounts	49950	Net Change
20	Total Receivables	Total Accounts	13400	Balance at Date
30	Total Payables	Total Accounts	22500	Net Change
40	Total Inventory	Total Accounts	14500	Net Change
100	Days of Sales Outstanding	Formula	-360*20/'10'	Balance at Date
110	Days of Payment Outstanding	Formula	360*30/'10'	Balance at Date
120	Days Sales of Inventory	Formula	-360*40/'10'	Balance at Date
200	Cash Cycle (Days)	Formula	100+110-120	Balance at Date

OK

When you now run the Account Schedule, the Date Filter in the column heading indicates a date range rather than an end date:

Edit - Acc. Schedule Overview - I_CACYCLE - PERIODS

HOME ACTIONS CRONUS USA, Inc. ?

View Recalculate Print... Previous Column Next Column Previous Period Next Period Refresh Clear Filter Go to

Manage Process Column Period Page

I_CACYCLE - PERIODS

General

Account Schedule Name: I_CACYCLE View by: Month

Column Layout Name: PERIODS Date Filter: 01/01/21..01/31/21

Dimension Filters

Row No.	Description	CURRENT PERIOD 01/01/21..01/31/21	CURRENT PERIOD - 1 12/01/20..12/31/20	CURRENT PERIOD - 2 11/01/20..11/30/20
10	Total Revenue	-159,321.79	-1,421,726.85	-1,388,047.82
20	Total Receivables	1,461,089.61	1,709,762.34	1,925,774.89
30	Total Payables	256,917.80	-107,617.04	-99,537.26
40	Total Inventory		245,467.78	
100	Days of Sales Outstanding	3,301.45	432.93	499.46
110	Days of Payment Outstanding	-580.53	27.25	25.82
120	Days Sales of Inventory		62.16	
200	Cash Cycle (Days)	2,720.92	398.03	525.28

OK

To display the Date Filter in the format you desire, you can add a heading row to the Account Schedule. This heading row does not report any amounts, but simply serves to hold the Row Type Balance at Date:

Edit - Account Schedule - I_CACYCLE · Data for Cash Cycle Chart

HOME ACTIONS NAVIGATE REPORT CRONUS USA, Inc. ?

Delete Overview... Indent Insert G/L Accounts... Refresh
 Print... Outdent Insert CF Accounts... Find
 Edit Column Layout Setup... Insert Cost Types...

Manage Process Insert Page

Name: I_CACYCLE

Row No.	Description	Totaling Type	Totaling	Row Type
	Data for Cash Cycle Chart	Posting Acco...		Balance at Date
10	Total Revenue	Total Accounts	49950	Net Change
20	Total Receivables	Total Accounts	13400	Balance at Date
30	Total Payables	Total Accounts	22500	Net Change
40	Total Inventory	Total Accounts	14500	Net Change
100	Days of Sales Outstanding	Formula	-360*20/'10'	Balance at Date
110	Days of Payment Outstanding	Formula	360*30/'10'	Balance at Date
120	Days Sales of Inventory	Formula	-360*40/'10'	Balance at Date
200	Cash Cycle (Days)	Formula	100+110-120	Balance at Date

OK

The column heading now shows the desired end date filter (green arrow):

Edit - Acc. Schedule Overview - I_CACYLE - PERIODS

HOME ACTIONS CRONUS USA, Inc. ?

View Recalculate Print... Previous Column Next Column Previous Period Next Period Refresh Clear Filter Go to

Manage Process Column Period Page

I_CACYLE - PERIODS

General

Account Schedule Name: I_CACYLE View by: Month
 Column Layout Name: PERIODS Date Filter: 01/01/21..01/31/21

Dimension Filters

Row No.	Description	CURRENT PERIOD "..01/31/21	CURRENT PERIOD - 1 "..12/31/20	CURRENT PERIOD - 2 "..11/30/20
Data for Cash Cycle Chart				
10	Total Revenue	-159,321.79	-1,421,726.85	-1,388,047.82
20	Total Receivables	1,461,089.61	1,709,762.34	1,925,774.89
30	Total Payables	256,917.80	-107,617.04	-99,537.26
40	Total Inventory		245,467.78	
100	Days of Sales Outstanding	3,301.45	432.93	499.46
110	Days of Payment Outstanding	-580.53	27.25	25.82
120	Days Sales of Inventory		62.16	
200	Cash Cycle (Days)	2,720.92	398.03	525.28

OK

The drilldown into Row No. 10 Total Revenue confirms the date range filter applied:

View - Chart of Accounts (G/L) - □ ×

HOME ACTIONS NAVIGATE CRONUS USA, Inc. ?

Chart of Accounts (G/L) Type to filter (F3) No. - →

Show results:

- × Where No. is 49950
- × And Account Type is Heading; Total; Begin-Total; End-Total
- + Add Filter

Limit totals to:

- × Where Date Filter is 01/01/21..01/31/21
- + Add Filter

No.	Name	Account Type	Income/Ba...	Totaling	Net Change
49950	Total Revenue	End-Total	Income Stat...	40000..49950	-159,321.79

Close